

Fact Sheet

BIZERBA

iL Professional 150SPM/SP

The load receptor for perfect hygiene: the ergonomic iL Professional 150SPM/SP has been designed to meet the hygienic design requirements of EHEDG. This ensures easy cleaning as well as increased hygiene and safety. Perfect for use in the foodstuffs or pharmaceutical industry.



More information
High performance
with a wide range of
solutions and options.

Specifications	Facts	Details
Weighing range	15-150 kg	Interval: 5-50 g
Load cell	Stainless steel load cells	
Dimensions of load platter	500x400 mm 600x450 mm	
Materials	Load frame, load platter and feet	Stainless steel, 1.4301, electropolished
Overall height	145 mm	Dimension 500x400 mm Dimension 600x450 mm
Mounting method	Free-standing	Table or floor mount, with and without stand
IP rating	IP69	For load receptor and weighing terminal
Explosion-proof version	Zone 1/21 Zone 2/22	Load cells in Ex ib version for Ex zone 1/21 Additional plate for Ex zone 2/22
Ambient temperature	-10 °C to +40 °C -50 °C to +85 °C	Operation Storage

Options	Facts	Details
Column at load receptor	Weighing terminal swivel-mounted Weighing terminal fixed Weighing terminal swivel-mounted	Swivel-mounted support for the weighing terminals ST, iS30 and iS50 Support for the weighing terminals iS10 and iS20 Swivel-mounted support for the weighing terminals iS10, iS20
Cable connection	Load cell cable with connector	Measuring cable with connector
Stand	Height 550 mm - 565 mm Stainless steel 1.4301, electropolished, feet in hygienic design	For dimensions 500x400 mm and 600x450 mm

Info graphics



Symbols



IP69 protection

EX ZONE
1/21

EX zone
1/21

EX ZONE
2/22


EX zone
2/22



Single-
point



Strain
gauge load
cell



Hygienic
Design

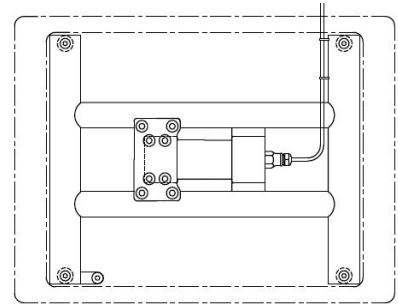
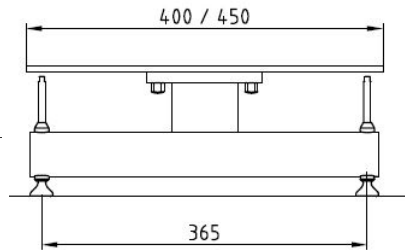
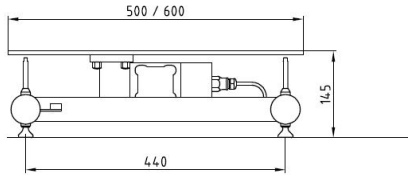


Table

STAINLESS
STEEL

Stainless
steel

Dimensional drawings



See also

 [Tabelle_iL_Professional_150SPMSP.pdf](#) [▶ 3]

Weighing range	Scale interval	Dimensions	Load cell	max. preload	Version		
					All stainless steel	Electrolytic stainless steel	Ex
15 kg	5 g	500 x 400 mm 600 x 450 mm	Ex ib Load cell	15 kg	X		X
30 kg	10 g			50 kg	X		X
60 kg	20 g			70 kg	X		X
150 kg	50 g			70 kg	X		X
15/30 kg	5/10 g			50 kg	X		X
30/60 kg	10/20 g			18 kg	X		X
60/150 kg	20/50 g			70 kg	X		X

Bizerba SE & Co. KG

Wilhelm-Kraut-Straße 65
72336 Balingen

T +49 7433 12-0
fax: +49 7433 12-2696
marketing@bizerba.com

www.bizerba.com