

# Fact Sheet

**BIZERBA**

## iL Special 2000FF/MP

*Extra flat and high performance: Load receptor iL Special 2000 FF/MP is ideally suitable for the food and pharmaceutical industries. The version with folding frame particularly stands out in terms of hygiene.*



**More information**  
High performance with a wide range of solutions and options.

Specifications	Facts	Details
<b>Weighing range</b>	600-1,500 kg	Interval: 200-500 g
<b>Load cell</b>	Br or HLC load cells	
<b>Dimensions load platter</b>	1,250x1,500 mm	
<b>Ramp length</b>	approx. 500 mm	
<b>Materials</b>	Stainless steel	Load platter screwed to load frame
<b>Load platter height</b>	60 mm	
<b>Mounting method</b>	Free-standing	With lifting frame and ramp
<b>IP rating</b>	IP67	Load cells Cable junction box
<b>Explosion-proof version</b>	Zone 1/21	Load cells in Ex ib version for Ex zone 1/21
	Zone 2/22	Additional plate for Ex zone 2/22
<b>Ambient temperature</b>	10 °C to +40 °C	Operation
	-50 °C to +85 °C	Storage
<b>Permissible loads:</b>	Max. safe load: 1,800 kg Wheel load: 400 kg Axle load: 800 kg	

Options	Facts	Details
<b>Explosion-proof version</b>	Load cells for zones 1/21 and 2/22	
<b>Special dimensions</b>	On request	

### Info graphics

### Symbols



IP67 protection

EX zone 1/21

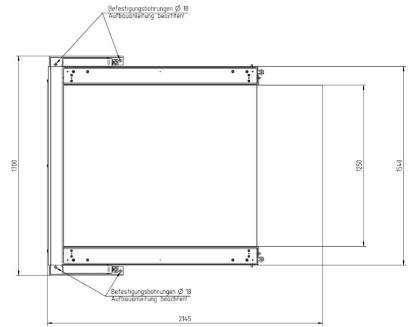
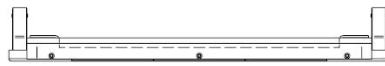
EX zone 2/22

Extra flat

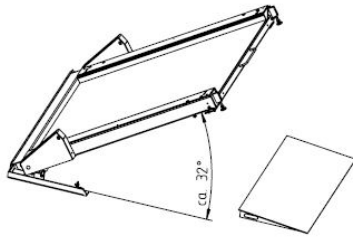
SG

Foldable

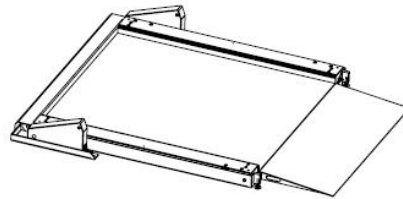
## Dimensional drawings



Aufklappvorrichtung in Reinigungsstellung



Aufklappvorrichtung in Gebrauchsstellung



## See also

 [Tabelle\\_iL\\_Special\\_2000FFMP.pdf](#) [▶ 3]

Wägebereich	Eichfähige Teilung	Abmessungen	Wägezelle		Ausführung	
			BR	HLC	komplett Edelstahl	EX
600 kg	200 g	1.250 x 1.500 mm	X	X	X	X
1.400 kg	500 g	1.250 x 1.500 mm	X		X	X
1.500 kg	500 g	1.250 x 1.500 mm		X	X	X
600 / 1.400 kg	200 / 500 g	1.250 x 1.500 mm	X		X	X

---

**Bizerba SE & Co. KG**

Wilhelm-Kraut-Straße 65  
72336 Balingen

T +49 7433 12-0  
fax: +49 7433 12-2696  
marketing@bizerba.com

**[www.bizerba.com](http://www.bizerba.com)**